

Simplified delivery of centralized applications and information to virtually any device.



THINMANAGER DELIVERS

ThinManager allows you to easily manage the configuration of end-user terminals and the delivery of all your centralized applications and content to those terminals.

EASE OF USE

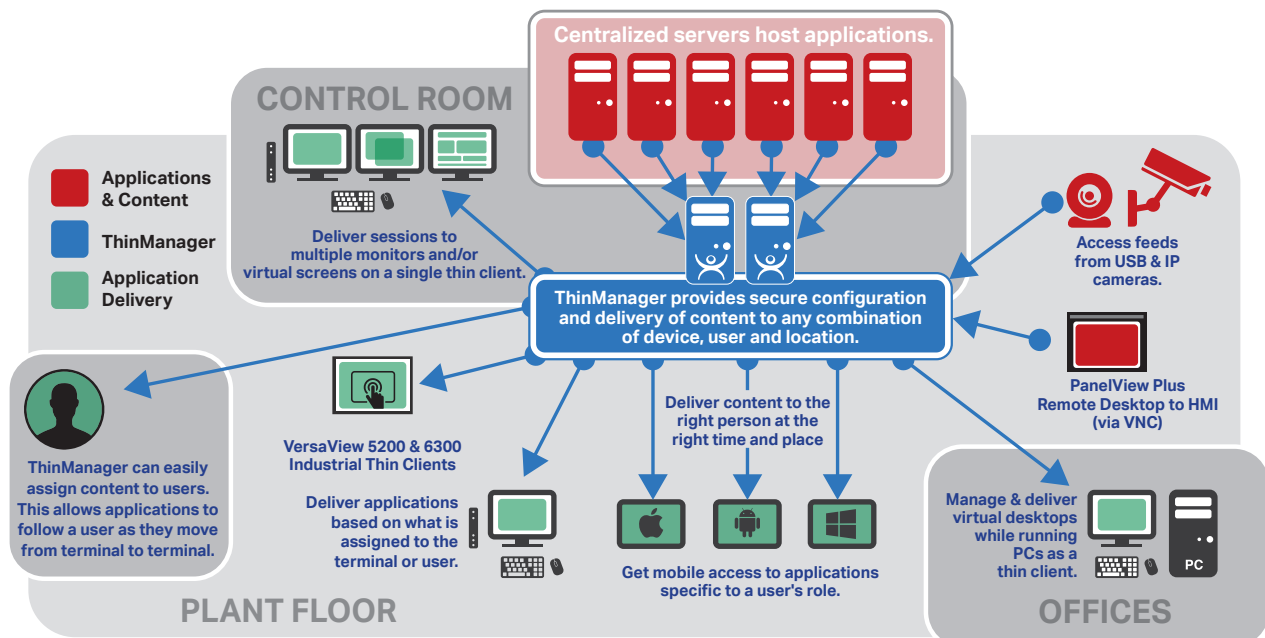
ThinManager's wizard-based configuration allows administrators to easily set up advanced functionality for end-user devices such as PCs, thin clients and mobile devices. ThinManager also makes it easy to customize the content delivered to the terminal based on who is logged in and what role they play in your work environment.

A COMPLETE SOLUTION

ThinManager is the only platform that manages both the server side and the terminal side of modern computer networks offering full server failover and redundancy options to keep your resources in an "always on" state, reducing down-time and lowering your Total Cost of Ownership.

Experience unparalleled flexibility for your computer networks by centrally managing every thin client, PC and mobile tablet from one powerful software platform.

Securely deliver **CONTENT** to **DEVICES, USERS** and **LOCATIONS**.



VERSION 11

11.2 NEW FEATURES

ThinManager 11 has added many new features that will increase productivity, visualization, security & mobility



Productivity

- Localization - Phase 2*
- Expose ThinManager capabilities through FTVSE*



Security

- Design for Security - Target Class 3
- VNC username & tunnel support



Visualization

- Portrait Mode - Automatic reconfiguration of displays on lost monitor
- FreeRDP Module - (RD Gateway Support and Improved Audio & Video Streaming over RDP)



Mobility

- Localization - Phase 2*
- Portrait Mode
- Tiling & Virtual Screen Support aTMC/iTMC

Portrait Mode

Ability for ThinManager sessions to be presented in portrait format.

Free RDP Module

More current technology, supports more complex control architectures (DMZs, etc.), RD gateway support enables future of the ThinManager gateway, plus improved audio & video streaming over RDP.

Automatic Reconfiguration of displays on lost monitor

After a boot, Press any key to continue to boot with a bad monitor.

Expose ThinManager capabilities through FTVSE

e.g. Relevance username/location, name or terminal IP address, etc.

Design for Security (DfS)

More alignment with IEC 62443 standard

VNC username & tunnel support

Encrypting the communication for client-server and shadowed terminals.

All mobile apps now include same feature set


Ability for ThinManager sessions to be presented in portrait format on iOS, AndroidOS and Windows 10 or higher mobile devices. Tiling and Virtual Screens are also now supported across all mobile apps.

*Post 11.2 Release

VERSION 11

11.0-11.1 RELEASE FEATURES

ThinManager 11 has added many new features that will increase productivity, visualization, security & mobility



ThinManager Features

Localization – Phase 1

Phase 1 of Localization will provide support for non-English keyboards. The On-Screen Keyboard (OSK) will be configurable for other languages as well. Prompts will be addressed in Phase 2 which will be included in version 12. There are no plans to change the ThinManager Admin Console to other languages. It will remain in English.

UEFI Support

Prior to ThinManager version 11, the ThinManager firmware required a traditional BIOS. Hardware manufacturers have started to drop support for Legacy BIOS. By supporting UEFI, ThinManager will continue to be viable on the latest x86 thin/zero clients. UEFI will also enable secure boot options for the VersaView 5200 family in the future.

Display Client Groups

Similar to other ThinManager objects, Display Client grouping will allow for better organization of Display Clients – especially for larger deployments.

More Flexible Touchscreen Navigation

USB touchscreen module will be configurable for touch and hold time period to present Display Client selection and/or other ThinManager actions (i.e. Tile, Calibrate, etc.)

MultiMonitor Enhancements

ThinManager 11 will support up to 7 displays (in order to support the VersaView 5200 Multi 4K thin client to be released in Jan 2019).

Freeform MultiMonitor

ThinManager 11 now allows for your displays in MultiMonitor to be layed how you want them to be, not by a preconfigured layout. Our simple drag to place interface makes it a snap

FTVSE and VersaView Support

Authentication Pass Through

ThinManager can now pass Relevance User credentials natively to supported HMI products using a token-based technology. FactoryTalk View SE will be the first HMI to support this. Capability will be made available to other HMI vendors in subsequent releases.

FactoryTalk Activation and Common Installer

ThinManager 11.0 will provide an option to use traditional Master Licensing or FactoryTalk Activation.

FactoryTalk View SE Licensing Benefits

With FactoryTalk View SE 11 and ThinManager 11, using FactoryTalk Activation, a single FactoryTalk View SE Client license will enable the delivery of an unlimited number of SE Client sessions (MultiSession and/or Failover) to a terminal.

VersaView 5200, 6300 Support

All VersaView 5200 units will continue to be supported as well as the 6300 series of units slated to come from the ASEM acquisition.

Together, ThinManager, FactoryTalk View SE and VersaView hardware offer a licensing model that differentiates Rockwell's solution from all other HMI vendors.



Allen-Bradley
by ROCKWELL AUTOMATION

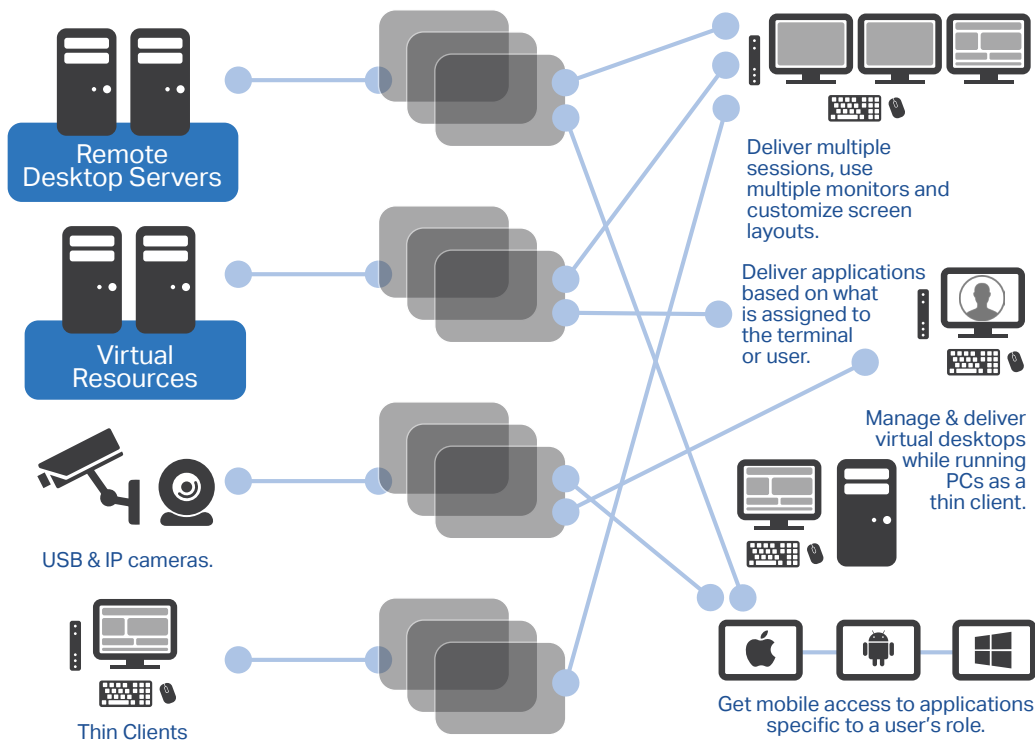


Rockwell Automation

MULTISESSION CORE

Deliver multiple applications from various sources to create a unique work experience for every user.

Sources create **Display Clients** delivered to **Displays**



MultiSession is the core technology that allows ThinManager to securely deliver user applications and content from multiple sources.

ThinManager's MultiSession technology allows administrators to deliver applications and resources from various sources such as Remote Desktop Servers (terminal servers), IP and USB cameras, other terminals, VMWare, Hyper-V and even Citrix servers to virtually any end-user device. ThinManager creates unique sessions for each authorized user to access centralized applications.

ThinManager easily manages these sessions allowing end users to have access to multiple applications through a single terminal. Users no longer have to worry with applications that compete for resources on a single PC or working on more than one PC at a time to compensate for power hungry programs. ThinManager can deliver everything you need through a single thin client terminal.

MULTIMONITOR

Customize every screen
to display your content
in any layout you wish.

Drive up to seven 4K monitors from a single thin client. Assign multiple applications and virtual screens to every monitor to ensure everything in your plant stays in view.



* Appropriate hardware required. VersaView 5200
Multi 4K display from Allen-Bradley picture above.

Better Views, Better Insights, Better Outcomes

ThinManager's MultiMonitor feature allows users to display up to seven monitors on a single thin client*. MultiMonitor can be used to span sessions across monitors and/or run individual or multiple sessions on each monitor. Touchscreens are also supported.

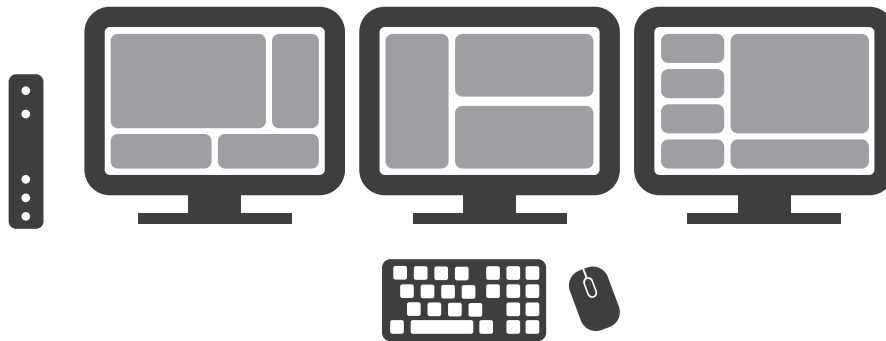
The latest update to MultiMonitor completely recreates the configuration wizard for deploying multiple monitors with ThinManager. Now you can simply drag and drop your monitor arrangements to easily customize your plant floor view in minutes.

MultiMonitor supports spanned resolutions up to 8192 x 8192 with 64K colors for MS Server 2012 and newer. MS Server 2008 and prior are limited to a spanned resolution of 4096 x 2048.

VIRTUAL SCREENS

Create composite applications
with customized layouts on a
single hi-resolution monitor

**Design custom screen layouts to deliver applications
and content from multiple sources.**



Virtual Screens

Virtual Screens allows multiple sources of content to be arranged on the screen in almost any way imaginable. Administrators can create custom-sized screen overlays to design “composite applications” from available user content on any terminal.

Virtual Screens are set up in a very similar manner to camera overlays. As with most ThinManager features, Virtual Screens are easily created using the wizard-based configuration tool. Simply enter screen coordinates and overlay sizes, then assign applications and content into the spaces you choose.

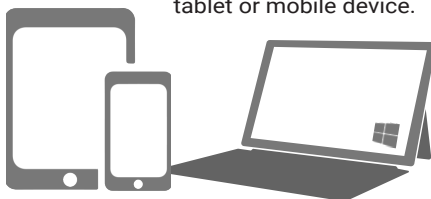
Session scaling

Session Scaling allows for applications to be auto-scaled to fit a particular layout or monitor resolution. Applications no longer have to be re-written to accommodate varying resolutions. Session Scaling is the perfect complement to Virtual Screens as it will automatically fit your content into the overlays created.

4k resolution

Because Virtual Screens encourages adding even more content to the operator experience, ThinManager supports 4K resolution to enhance the clarity of additional content and applications. This also allows for a single 4K monitor to act as four physical monitors operating at 1920 x 1280 without the additional costs of mounting and wiring four physical monitors.

Display your Virtual Screens on your
tablet or mobile device.



* Appropriate hardware required.



Allen-Bradley
by ROCKWELL AUTOMATION



**Rockwell
Automation**

SHADOWING & VNC

Viewing information from
other devices is a snap with
ThinManager.



ThinManager offers a variety of ways to view content from other thin clients as well as PanelView Plus and PanelView 5000 EOs.

Shadowing allows an administrator or a user to view and/or operate a terminal remotely.

VNC sources can be shadowed and deployed to any terminal including mobile devices.



Administrative shadowing

ThinManager administrators have the ability to shadow every terminal directly from the ThinManager interface. Simply click the show tab after selecting the terminal you wish to shadow. You can even shadow individual monitors connected to the terminal you are shadowing.



Terminal to Terminal Shadowing

There are many times that a user needs to see what is being displayed on another terminal. ThinManager's Terminal to Terminal Shadow feature let users easily view content from other sessions running on other terminals. This feature alone makes troubleshooting much less time-consuming.



VNC Viewing

VNC display clients also allows users, based on permissions, to access content directly from other devices like PanelView, PanelView Plus and PanelView 5000 as well as any other device that has a VNC server built in. Combined with Relevance, these features work on mobile tablets as well.

CAMERA SUPPORT

Increased visualization creates a more productive workforce and a safer working environment.



Monitor HD H.264 video at 30fps with IP or USB cameras.

Easy setup with multiple viewing options.
Take advantage of IP or USB cameras to expand your view.

Setup is Easy

Just configure the camera with an IP address to add it to your network, define it as a display server, and then deploy it as a window or as part of a group of windows.

Multiple Viewing Options

Users have the option to choose a single camera display, several cameras with multiple displays, or as an overlay in an existing application. Users can define their own custom layout of the camera overlays or choose from pre-defined layouts. ThinManager also allows the ability to choose whether or not the IP camera feeds are to be tiled.

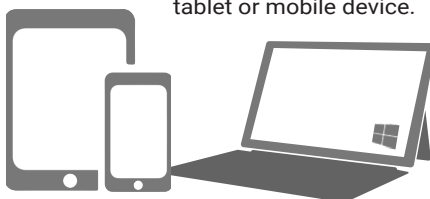
Manage the Bandwidth

If your thin client is equipped with dual Ethernet ports, it is now possible to directly connect an IP Camera into the 2nd Ethernet port on the thin client. This greatly decreases network activity, instantly freeing up more bandwidth.

Advantages

IP camera support gives users the ability to see around the corner and through the walls. Use it to expand the line of vision in a production process or as a security tool to monitor every part of a facility at the same time. ThinManager's IP camera support makes it easy to define and deploy a wide variety of readily available cameras.

Display your Camera Displays on your tablet or mobile device.



Allen-Bradley
by ROCKWELL AUTOMATION



Rockwell Automation

WinTMC

A complete solution for organizations that use PCs as part of their Remote Desktop Services network.

WinTMC will allow you to manage your PCs and host applications on Remote Desktop Servers, simplifying network-wide updates and significantly reducing your TCO.

WinTMC brings ThinManager Ready Client functionality to your Windows PC

You can use versatile ThinManager functions such as SmartSession, MultiSession, AppLink, Instant Failover, and other features on your Windows PC. You will now have more options when managing, configuring, and designing your entire Terminal Server Network.

Remotely Manage your PCs

By centrally configuring WinTMC, you can also directly manage all of your networked PCs directly from ThinManager. Network Administrators can use ThinManager's shadowing capability to remotely view and control the PC's desktop even when the user does not have an active terminal server session.

Run applications on your PC or Remote Desktop Servers

Some users may have the need to run local applications. With WinTMC they can easily switch between applications running locally and WinTMC terminal server sessions.

WinTMC & Tablets

ThinManager's Windows® client application, can be used with tablets running full Windows10 or higher to create a thin mobile experience on a Surface Pro tablet or other Windows10 enabled device.

WinTMC provides the flexibility to upgrade over time

WinTMC can be configured to act just like a ThinManager Ready thin client. This is ideal for gradually moving from PCs to dedicated ThinManager Ready thin clients, providing flexibility in your IT budget to invest in new thin client hardware as needed.

Support for virtual screens

WinTMC supports Virtual Screens so composite applications can be delivered to PCs and Windows tablets running Windows 10 or higher.

MOBILE APPS

Run existing applications
through a mobile tablet without
writing code.



More Mobility is More Productivity
ThinManager® has created a mobility solution that allows users to securely access their resources on the move.

Turn your mobile tablet into a thin client

ThinManager provides a client app for iOS and Android devices allowing them to operate as thin client devices. ThinManager's iTMC and aTMC let you deliver existing content to mobile devices. Use your HMIs and other applications on the move without writing any code.

Enjoy a truly mobile thin client device.

iTMC and **aTMC** support popular ThinManager features like:

- Relevance for Users
- The new Relevance location-based mobile platform
- ActiveX Control
- Bar Code and QR Scanning
- MultiSession
- Client to Client Shadowing
- Instant Failover
- Full Display Client overrides (Resolution, Login, Color Depth, etc.)
- Disabling of Terminal Servers
- USB and IP Camera Display Clients
- Full range of function keys, special keys (e.g. control, alt, F1, F2, etc).
- Custom background settings for company logo, etc.



WinTMC supports all the features listed above as well as **Session Tiling** and **Virtual Screens**.

ThinManager's Windows® client application, can be used with tablets running full Windows10 or higher to create a thin mobile experience on a Surface Pro tablet or other Windows10 enabled device.

RELEVANCE

FOR MOBILITY

Industrial location-based mobility solution.



Deliver your applications to mobile devices* as easy as you deliver them to PCs and thin clients.



Relevance provides the ability to deliver the right content to the right person at the right place with location-based mobility.

Relevance extends your ability to manage every device by bringing a powerful mobile administration toolset to the award-winning ThinManager thin client management platform. Applications and information can now be delivered based on location. This will allow your staff the option to have information automatically become available on mobile devices upon entering a defined location or scanning a location ID. Then, upon leaving the area, the information will be removed from the screen or hidden unless accessed by an authorized user.

The Shadow feature allows users to share screen information with other devices based on proximity or login. For instance, an administrator can see the same screen on his mobile device that a technician is accessing on a computer without having to walk across the plant, look over the shoulder

or switch seats. The access can be view only or interactive.

ThinManager Relevance is ultra-secure as all data is stored on secure central servers and no data is saved locally. If a device is lost or stolen, no information or administrative paperwork is compromised.

*Requires iTMC mobile client available from the Apple App Store or aTMC mobile client available from the ThinManager Downloads page.



Allen-Bradley
by ROCKWELL AUTOMATION



**Rockwell
Automation**

RELEVANCE

LOCATION RESOLVERS

Use location resolver technology to manage your modern mobile workforce.

Location resolver technology is what sets Relevance apart from all other mobility solutions.



Use QR Codes, Bluetooth, WiFi and GPS to define locations and securely deliver applications to mobile devices.

Relevance uses four different kinds of location resolver technologies to allow you to completely define your workspace as a location-based mobile facility. Once you have defined locations, you can deliver applications and content to PCs, thin clients and mobile tablets based on where they are located. This allows administrators to secure tethered workstations and mobile devices by delivering applications and content only to specific areas where that content is allowed to be accessed.

Location setup and configuration are easily managed using the ThinManager Relevance wizard-based setup tools. Administrators have full control over how locations and users are defined so that every person who interacts with the system only receives the content they are authorized to access.

Extra security can be easily employed by creating geofences. Geofences can be configured by combining two resolver technologies such as WIFI and QR codes. For instance, by nesting a QR code within a specific WIFI access point, administrators can deliver content when that code is scanned from within the WIFI access point and take away and/or deny access to the content when a person leaves the WIFI access point. Other resolver technologies can be combined to create geofences as well.

*Requires iTMC mobile client available from the Apple App Store or aTMC mobile client available from the ThinManager Downloads page.



Allen-Bradley
by ROCKWELL AUTOMATION




Rockwell Automation

RELEVANCE

USER SERVICES

Securely deliver content through
user/role-based management.



Multiple authentication techniques allows administrators to control access to terminals and applications.

Authentication

Allow users to identify themselves at any terminal using a standard login, and RFID proximity card, a USB flash key or a biometric security device. Greatly increase security by layering multiple authentication methods.

Secure Delivery

Relevance User Services can automatically deliver a user's content to any terminal they authenticate to. Allow programs to "follow" users throughout the entire plant. Even if content is already assigned to the terminal, Relevance User Services can deliver additional content, on the fly, based on the user's role. Terminal access and content can also be assigned at a group level.

Schedule

Limit a specific user to a weekly, daily or hourly

schedule or disable the terminal itself at any time you choose.

Extend

Drop the ActiveX control into your applications and you can program terminal and user specific functionality including session switching, event logging, and terminal status and management.

Save

Preventing unauthorized access to your systems can prevent data theft and downtime

Active Directory

All sessions require a Window's user account. Relevance User Services can automatically sync with your Active Directory allowing system admins to maintain user network security while allowing engineering and plant floor administrators to manage content delivery to the plant floor.

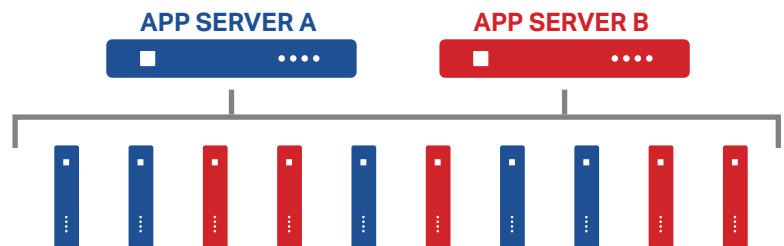
SMART SERVER

Give Your Centralized Servers a Higher
IQ and a Safety Net.

Server Load Balancing.
Auto-Configuration.

SmartSession determines the best server for each client session. Instant Failover runs sessions on a secondary server to prevent downtime.

As resources are used, SmartSession decides where to assign terminals to keep the Remote Desktop Servers running at peak efficiency.



SmartSession

So you have numerous thin clients in your medical facility running important applications. These applications require multiple Remote Desktop Servers to support all of your thin clients. How do you decide which clients connect to which Remote Desktop Services servers? Why not let ThinManager decide for you?

When you use the SmartSession feature, you add the power of load balancing. Rather than manually configuring your clients to connect to one server or another, let ThinManager decide, in real time, exactly which terminal server is most available. SmartSession takes differing CPU levels, memory levels, and current session information into account to calculate the best server for your next client session.

If you add clients and require more server power to support them, simply drop another Remote Desktop Server onto your SmartSession group and it will be balanced with the others and ready to receive client sessions. Now there are no more complicated configurations to manage.

Use the queuing feature to minimize the server stress and disk trashing that can occur when many clients try to start sessions on a server simultaneously. Queuing brings clients on in an orderly fashion and keeps your systems running smoothly.

Instant Failover

ThinManager also provides the added safety of instant server failover. If a server does go offline, ThinManager immediately switches all clients to the backup without interruption.

GET NOTIFIED

Choose from a variety of features to keep everyone informed.



Send emails from the ThinManager system directly to your authenticated email systems.

Important notifications can also be sent directly to an employee's mobile device.

ThinManager provides multiple ways to notify administrators and users when certain events are executed within the ThinManager network.



Authenticated email

Authenticated email allows emails to be sent directly from corporate mail servers without the use of a proxy server.



SMS messages

SMS allows text messages to be sent to users' mobile devices for instant insight into operational events.

Terminal messages

Messages can also be sent directly from ThinManager to any terminal for real-time notifications to operators.



Reporting

Reporting allows historical documentation of every device, user and location that is managed within a ThinManager environment. Reports can be scheduled and sent at regular intervals if needed.



LICENSING

Complete Platform.
Scalable Solution.
ROI Tools.

Unique hardware enabling technology. Scalable thin client management solution.

XLr Standard Licensing features

Relevance Location-based Secure Mobility, MultiMonitor, Virtual Screens, PXE Boot, WinTMC, MultiSession, SmartSession, Virtual Machine Management, iOS Apps, AppLink, Automatic Failover, Instant Failover, Terminal Shadowing, Remote Management, Redundant Ethernet, Touchscreen Support, Shared Keyboard & Mouse and more are all included.

Flexible Volume Licensing

ThinManager's new flexible volume licensing (V-FLEX) allows users to purchase a single connection license or buy in bulk to take advantage of built-in volume-based discounts. V-FLEX licensing can be used across your facilities and domains as you see fit. We now offer two tiers of support coverage in our Software Maintenance packages – 8x5 and 24x7. Better yet, the first year is included!

Subscription

ThinManager can now be licensed by annual subscription. Whether you choose FactoryTalk™ Activation or ThinManager Activation, we have you covered. If you have gotten on the bandwagon of paying annually for software, we can now accommodate you. This is the perfect option for any business that expects changes in the number of end-user seats needed year to year.

Redundancy

Full-Redundancy uses a redundant pair of servers storing configurations on both with a fully accessible ThinManager GUI. Taking measures to eliminate downtime is crucial in today's production and business environment. Now you can add redundancy to your ThinManager environment at a lower cost per license.

Software Maintenance

Support for ThinManager software comes in two flavors, 24x7 and 8x5, depending on the times and level of support you might need. All current Software Maintenance subscribers receive complimentary version upgrades.

Upgrades

Using an older version of ThinManager? Not current on your Software Maintenance plan? We offer a path to quickly get all of your ThinManager installations up-to-date.

For more information please contact insidesales@thinmanager.com.

Run the numbers...
download our ROI Calculator.

We have created a tool to help you calculate the savings when converting to ThinManager thin client technology. Download the free tool today!

<https://thinmanager.com/roi>



Allen-Bradley
by ROCKWELL AUTOMATION



**Rockwell
Automation**

V-FLEX LICENSING

The Most Flexible
ThinManager Licensing



Users now have the ability to purchase single ThinManager connection licenses that have no network or location restrictions and provide for bulk purchase discounts.

Deliver ThinManager client connections with maximum flexibility on an as-needed basis to any of your facilities around the world. ThinManager V-FLEX licensing is a single ThinManager XLr individual terminal connection license that can be purchased one-at-a-time in any quantity and deployed over an unlimited number of ThinServer pairs (primary/backup) at an unlimited number of locations on multiple networks.

ADVANTAGES OF A V-FLEX LICENSING PACKAGE:

- Central management of ThinManager client connections.
- Use across multiple facilities—no limitations on the number of locations, networks and servers.
- Ability to purchase and add additional licenses only when and where they are needed with volume discount pricing.
- Access to a private ThinManager license server portal for creating and distributing licenses for use.



Purchase, Activate and Assign ThinManager Connection Licenses, as needed, across Multiple Facilities and Geographies with Volume Discounts.

V-FLEX EXAMPLE

Purchase, Activate and Assign ThinManager
Connection Licenses, as needed,
Across Multiple Facilities and Geographies
with Volume Discounts

A customer has 3 facilities with the following terminal counts:

Facility A = 27, Facility B = 33, Facility C = 18
Total terminal count = $27 + 33 + 18 = 78$.

78 terminal count falls into the 50–99 band, which includes 8x5 Software Maintenance.

The customer decides to purchase 100 terminal connections instead, so they have some spares and to take advantage of the next pricing band, which qualifies for an increased volume discount. Adding Redundancy would be an additional cost based on the pricing band, but would not increase initial or renewal Software Maintenance costs.

Since the licensing is V-FLEX, the customer can deploy specific quantities at specific locations on as many independent ThinManager instances as needed up to the total quantity of terminal connections purchased.

At the extreme, in this example, 100 terminal connections could be deployed across 100 independent facilities (1 each) running redundant ThinManager instances.

The annual 8x5 Software Maintenance renewal would be 20% of the base license price at the purchased pricing band. 24x7 Software Maintenance is available at 30% of the base license price. Please contact your ThinManager channel partner for pricing.

Single New V-FLEX Purchase=100



The customer received a volume purchase discount and was able to deploy licenses in exact counts needed. Now they have 22 additional connection licenses that can be deployed across existing or new facilities without restriction.

Unrestricted Available V-FLEX=22

Allen-Bradley, Relevance and ThinManager are trademarks of Rockwell Automation, Inc.
Trademarks not belonging to Rockwell Automation are property of their respective companies.

www.rockwellautomation.com

Power, Control and Information Solutions Headquarters

Americas: Rockwell Automation, 1201 South Second Street, Milwaukee, WI 53204-2496 USA, Tel: (1) 414.382.2000, Fax: (1) 414.382.4444

Europe/Middle East/Africa: Rockwell Automation NV, Pegasus Park, De Kleetlaan 12a, 1831 Diegem, Belgium, Tel: (32) 2 663 0600, Fax: (32) 2 663 0640

Asia Pacific: Rockwell Automation, Level 14, Core F, Cyberport 3, 100 Cyberport Road, Hong Kong, Tel: (852) 2887 4788, Fax: (852) 2508 1846